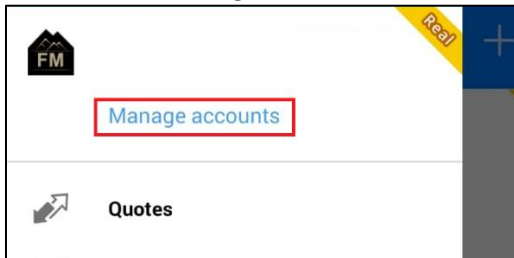


Fullerton Markets-Live2 Migration Guide: MT4 Android Mobile App Guide

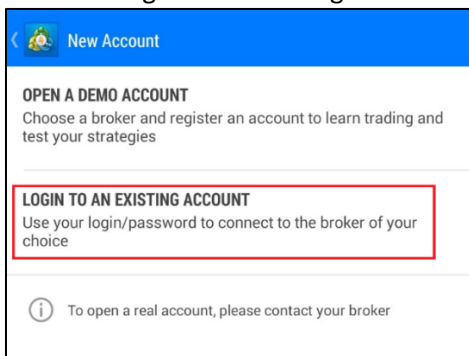
1. On the MT4 android application page, swipe right on the left side of the screen to show the menu and click on “Manage Account”.



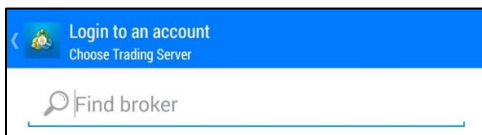
2. On the Manage Account page click on the “+” sign.



3. Click on “Login to an Existing Account” option.



4. Search for “Fullerton Markets Inc” in the “Find Broker” field.



5. Click on “FullertonMarketsInc-Live2” and enter the account credentials.

