



# KRYPTOPIPS USER GUIDE





**KRYPTOPIPS**

# GUIDE CONTENTS

This user guide will equip you with the knowledge of how to get KTP tokens and receive unique KTP staking rewards!

## CONNECT WALLET

How to connect MetaMask

## TRADE TOKENS

How to buy & sell KTP tokens

## STAKE TOKENS


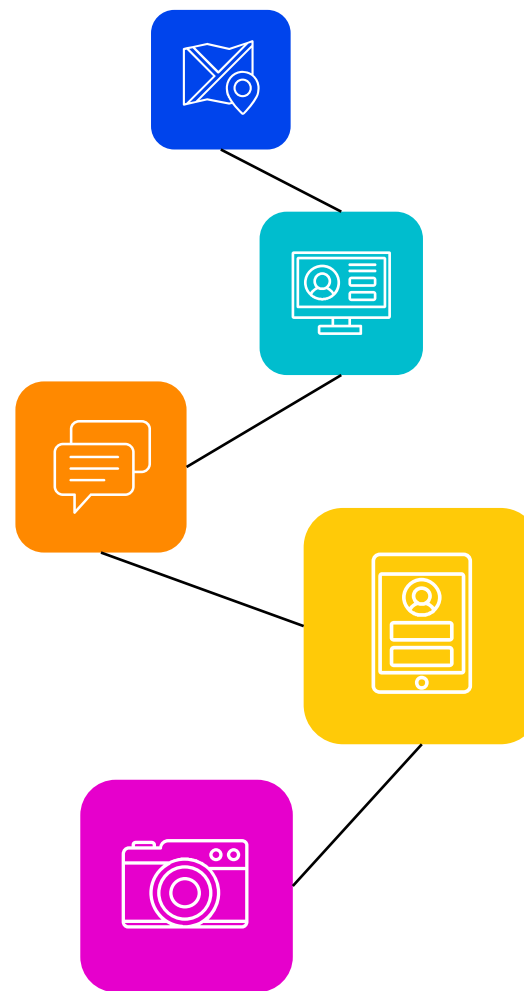
How to stake KTP tokens

## UNSTAKE TOKENS

How to unstake KTP tokens

## CLAIM REWARDS

How to claim KTP rewards





KRYPTOPIPS



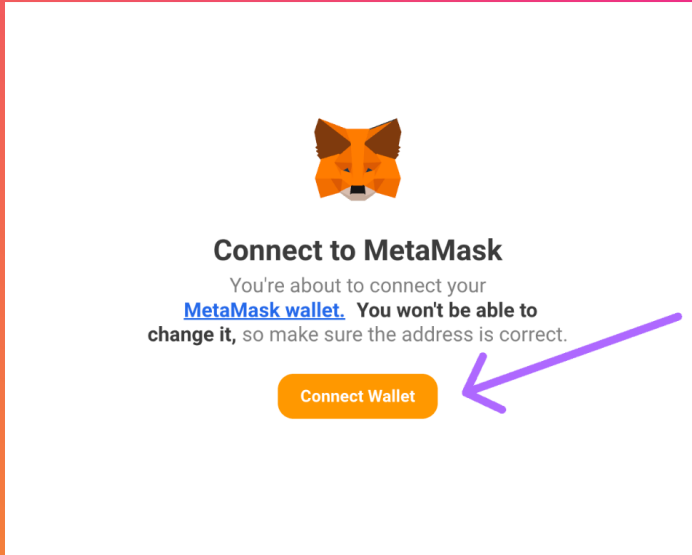
# HOW TO CONNECT METAMASK



**1. CLICK**

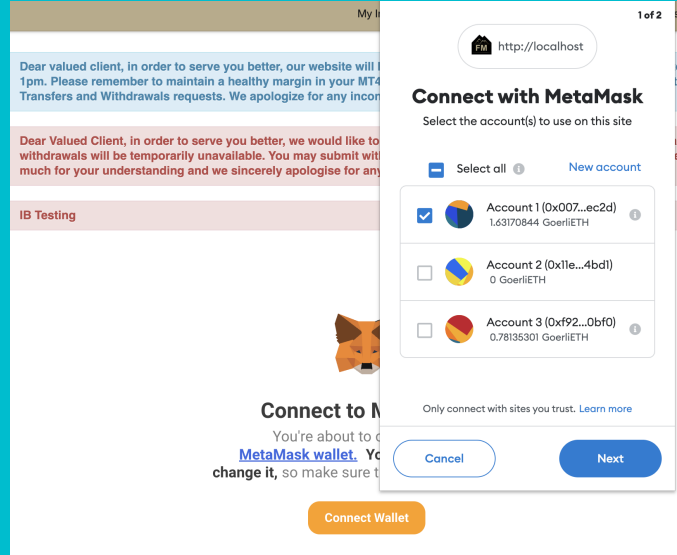
**2. CHOOSE**

**3. CONFIRM**



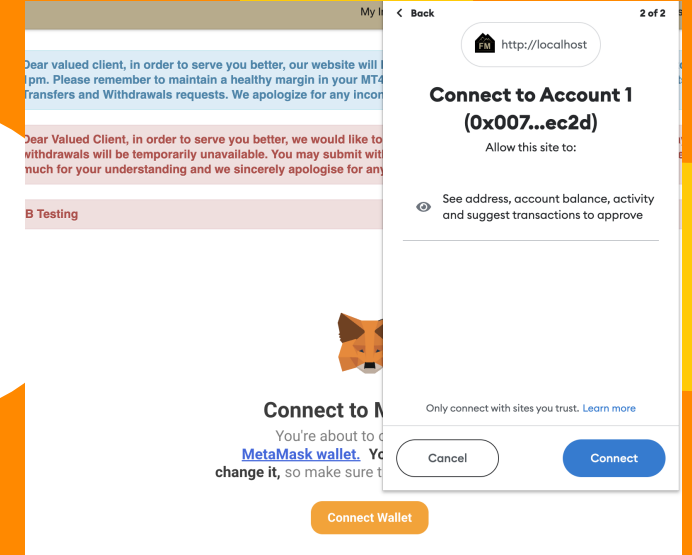
## 1. CLICK CONNECT BUTTON

Click on the “Connect Wallet” button to connect to the widget with your MetaMask wallet



## 2. CHOOSE YOUR ACCOUNT

Choose the wallet that you wish to link to your account. If you only have one option, select that one



## 3. CONFIRM ON CONNECT

Once you are done with selecting your account, click on “Connect” to confirm the connection



KRYPTOPIPS



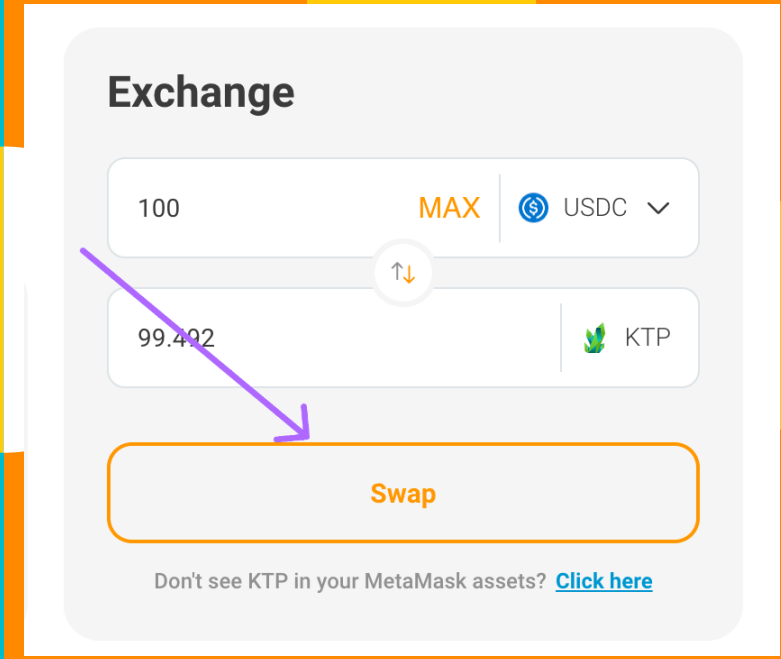
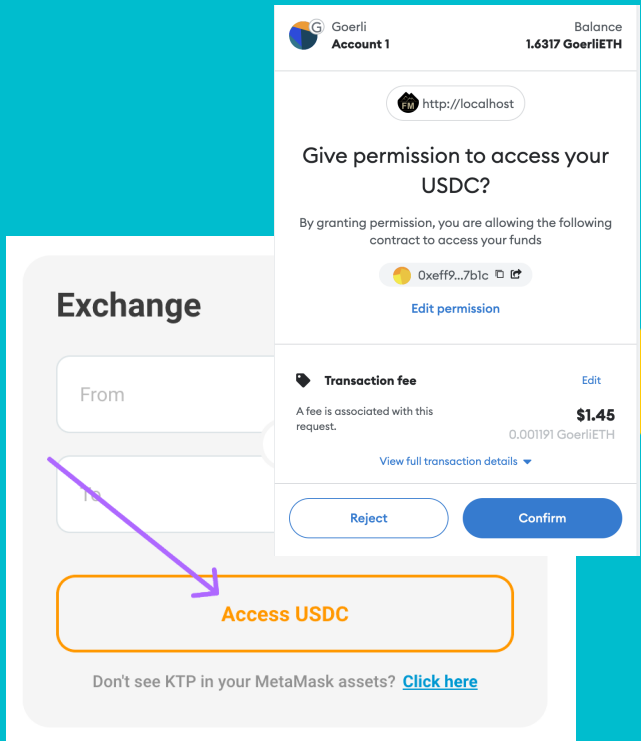
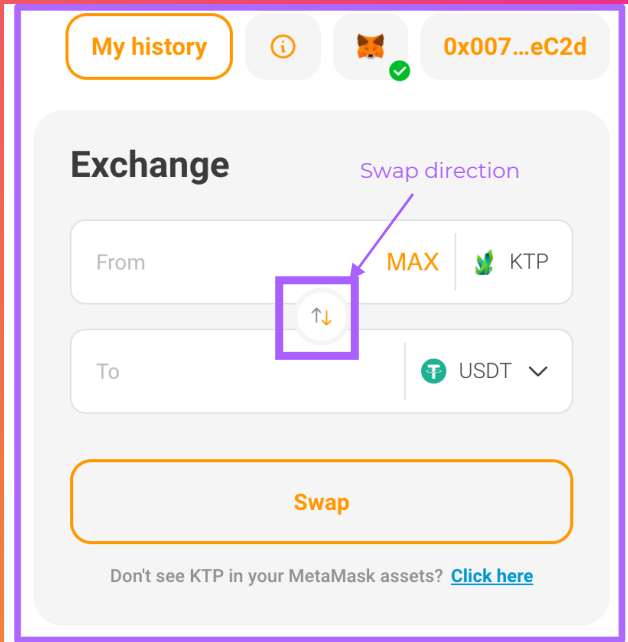
# HOW TO BUY & SELL KTP TOKENS



**1. INPUT**

**2. ACCESS**

**3. SWAP**



## 1. INPUT DESIRED AMOUNT

Choose desired tokens, use the middle arrows to set direction of your swap, and input the amount you would like to swap

## 2. ACCESS TO TOKENS

If this is the first time you are swapping a token, you will be prompted to allow the widget to access your tokens for the swap

## 3. SWAP THE TOKENS

Once access has been given and confirmed, you will then need to click on the Swap button to confirm the transaction



KRYPTOPIPS



# KTP STAKING REWARDS

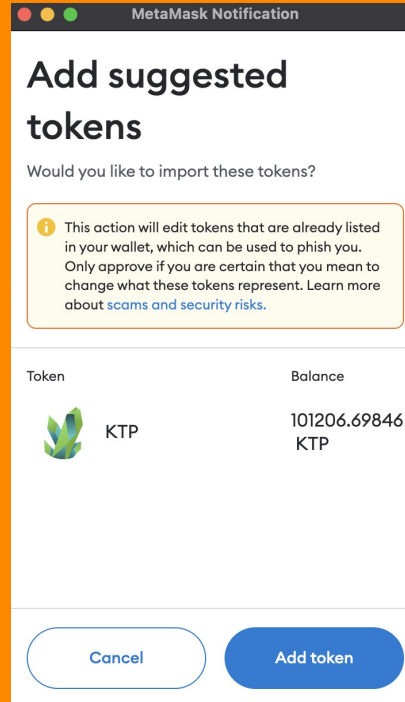
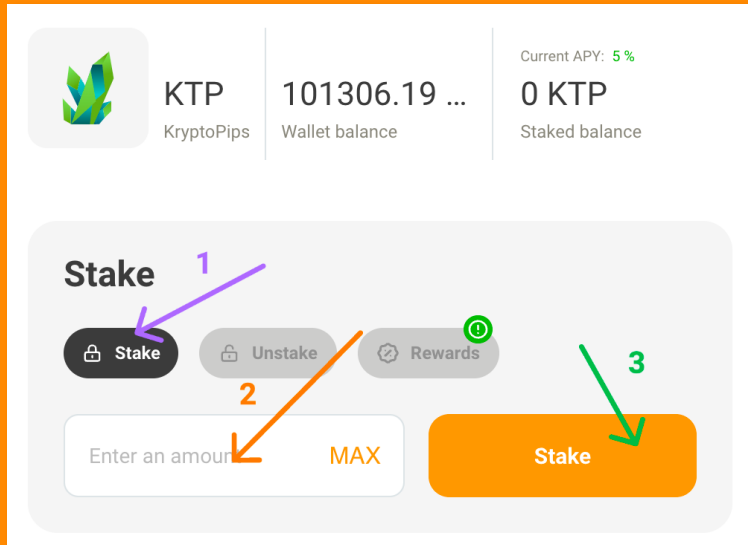


**1. STAKE**

**2. UNSTAKE**

**3. CLAIM**

# HOW TO STAKE KTP TOKENS



# STAKE TOKENS



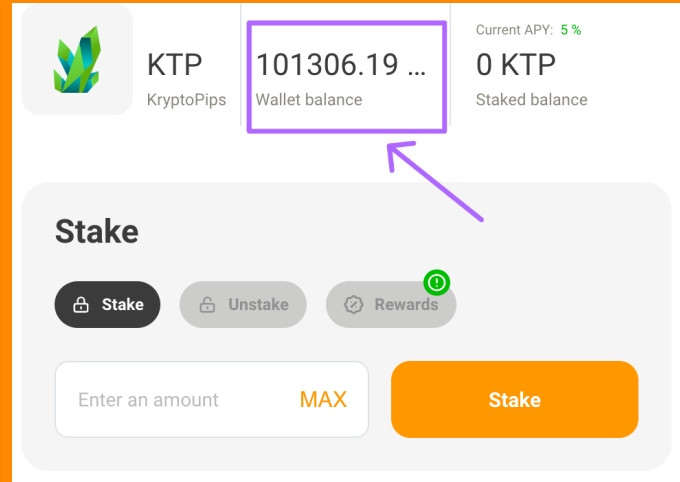
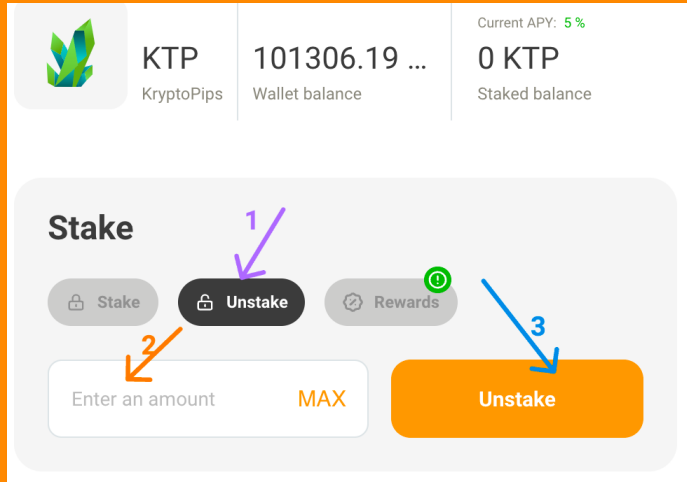
**1.** In the staking module, open the “**Stake**” tab, enter the amount and click “**Stake**”

**2.** If this is your first stake, you will be prompted to grant access to KTP tokens

**3.** The widget will prompt you to add KTP to MetaMask so that it is viewable in wallet



## HOW TO UNSTAKE KTP TOKENS



# UNSTAKE TOKENS

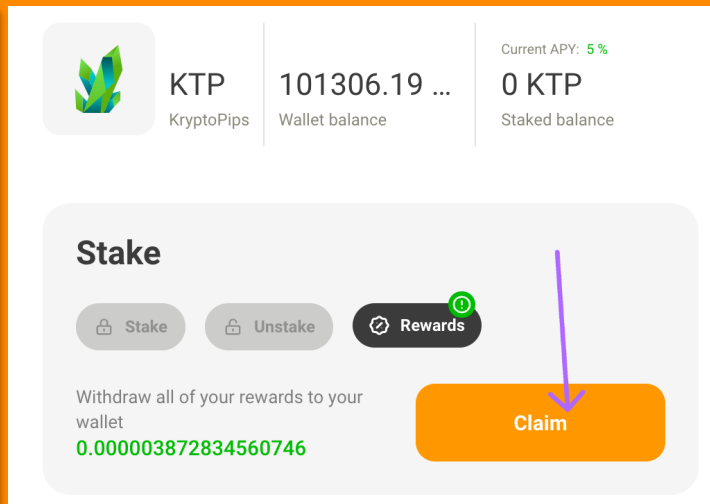
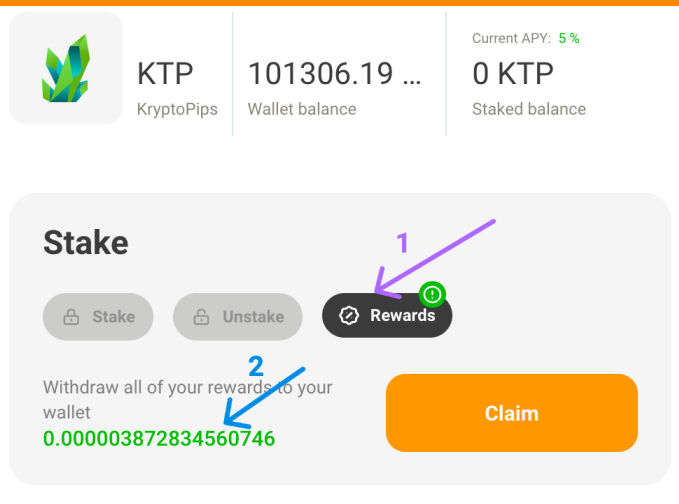


**1.** In the staking module, open the **“Unstake”** tab to access the unstaking function

**2.** Input the number of tokens you would like to unstake or hit **“MAX”** to unstake all

**3.** Click on **“Unstake”** button and confirm the transaction to receive your KTP back

## HOW TO CLAIM KTP REWARDS



# CLAIM REWARDS



**1.** In the staking module, open the **“Rewards”** tab to access your KTP rewards

**2.** Check your rewards amount and see whether you have any available for claiming

**3.** Click on the **“Claim”** button and confirm the transaction to receive KTP rewards

# THANK YOU

**KRYPTOPIPS**  
**THE WORLD'S FIRST MULTI-BROKER REWARDS COIN**

